

# RSMU Freshers Fortnight 2016 Report

Author: Simran Kukran (RSMU Welfare Officer)  
Co-Author: Beth Holman (RSMU Academic Liaison)

## 1 Introduction

This survey was conducted to critically evaluate the 2016 Freshers' Fortnight events organised by the Royal School of Mines Union in order to advise on the future organization of enjoyable and welcoming events. This report focuses on respondents from first year event participants. Analysing the results we aimed to gain a greater insight into the welfare of RSMU members by assessing how included, comfortable and safe they felt during freshers' fortnight. The survey was conducted as an online qualtrics survey, and was distributed to first year Materials and ESE students during designated lecture time. The distribution and timeliness of this survey is in concordance with that of the 2015 survey (released on paper).

## 2 Results

The proportion of students which responded to the survey was high. 72 out of 79 ESE students (91%) and 84 out of 107 students (78%) participated.

Prior to any events, tables were held at Freshers' fair by RSMU, MatSoc, DLB and GPS committees. When asked which tables students attended, 30% visited RSMU, 23% visited DLB, 17% visited GPS, 17% visited MatSoc, 48% visited RSM sports tables, and 32% students said they visited none of the RSM tables. Turnout at freshers' fair was found to be particularly low amongst Materials students, with only 30% visiting the MatSoc table and 48% visiting no tables at all. Students were asked if they felt they had enough information about RSM prior to freshers' fortnight, and a significant 29% answered no. Most communication about RSM events was conducted via the facebook group, and it was found that 14% of respondents were not members. Of those that were members of the facebook page, the proportion of those that felt they were not well informed did not change. When asked their preferred means of communication, 65% said email, 38% said facebook, and 8% said other. (Some gave more than one answer).

Students were asked which events they attended, and how they would rate these out of five (one being the worst, five being the best). The mean score and number of attendees for each, as well as cost per person for RSM is summarised in table 1. Less Materials freshers attended events overall, which is especially significant considering there are more Materials freshers than ESE freshers. However, from those that did attend, there was little difference in the rating of the events between subjects, except for where they were rated more highly on average by Materials students.

Table 1: Events attendees and ratings

Event	Total Turnout among respondents (out of 156)	Number of Materials students	Number of ESE students	Cost to RSM per person	Total cost to RSM (including other years)	Mean ranking (out of 5)	Mean ranking (out of 5) Materials	Mean ranking (out of 5) ESE
Mini Golf	36	7	36	£1.60	£64	3.7	3.7	3.7
Pub Crawl	75	30	74	None	None	4.4	4.7	4.1
Bar Night	57	25	57	None	None	3.9	3.9	3.9
RSM Olympics	21	5	21	£0.67	£20	3.9	4.0	3.8
Freshers Dinner	81	36	81	£5.40	£810	4.3	4.4	4.

The highest rated events were found to be those with the most attendees. In contrast, cost per head did not appear as a trend with ranking. Students were also asked why they didn't attend events. The most popular response was "busy" (64%) followed by "not interested" (30%) and "too expensive" (20%). Only 8% said they missed events because they did not know about them. An "other" option was also available and notable responses included: "It's more of a fact that I don't drink and drinking is a large social aspect here", "too much alcohol", "not suitable for me due to religion".

Students were also asked about whether they felt comfortable and safe at the events. It is significant that this question (Q6 in the survey) was answered by only 107 people. 4 people said they did not feel comfortable - only 3.7% of those that responded. When asked why, 3 people said it was because they don't drink, and only 1 said "other". 5 students out of 107 said they did not feel safe at an event. 4 of these gave alcohol related responses ("drinks", "my liver was scared", "I can't think straight when I'm drunk", "Very messy"),

with one person who felt unsafe due to “having to commute back home”.

Students were asked which accommodation they were in, and whether they felt happy travelling to and from the events. 88 students answered yes (83.8%) and 17 students answered no (16.2%). Of those that answered no, 12 were from Woodward, 1 was from Southside/Eastside, 2 were from Wilson House, 1 was from Pembridge Hall, and 1 was from other accommodation.

When asked whether they would recommend RSM events over other Imperial College events, 91 students out of 105 (87%) said yes, with only 14 students (13%) saying no. Students were also asked for “any other comments”, a list of which are included in the appendix.

### 3 Limitations

Limitations of this survey include the possibility that those that are not engaged with RSM events may be less likely to respond to the survey. The most attended event among the was the freshers’ dinner, which 82 freshers attended from booking. Of those that responded to the survey, 81 said they attended the dinner. This means that 97% of students who attended the freshers’ dinner responded to the survey, in comparison with 84% of all students. This means we may not be reaching those that did not attend events with the survey, however it means that for the most part, we have feedback from those that did attend the events.

### 4 Conclusions and Recommendations

Overall, the results are overwhelmingly positive and suggests events are run well and for the most part are inclusive. There are a minority who feel uncomfortable at events (however this is less than last year) and improving the experience of these students is where the work needs to be done. A marked improvement has already been seen from last year. In 2015, 32 students said they felt uncomfortable to attend, compared to only 4 in 2016. However, no students said they felt unsafe in 2015, but 5 said they felt unsafe in 2016.

From the results, it seems developing the non-drinking events and encouraging attendance to them may be helpful. Travelling home from events, particularly from Woodward was something some respondents were unhappy with. Similarly to 2015, of those that felt uncomfortable travelling home, the majority were travelling to Woodward. Public transport may be something students will adjust to throughout the year as many freshers are new to London, but arranging transport, particularly for transport to Woodward after Freshers’ events is something to be considered. Holding an event at or near Woodward is something else to look into.

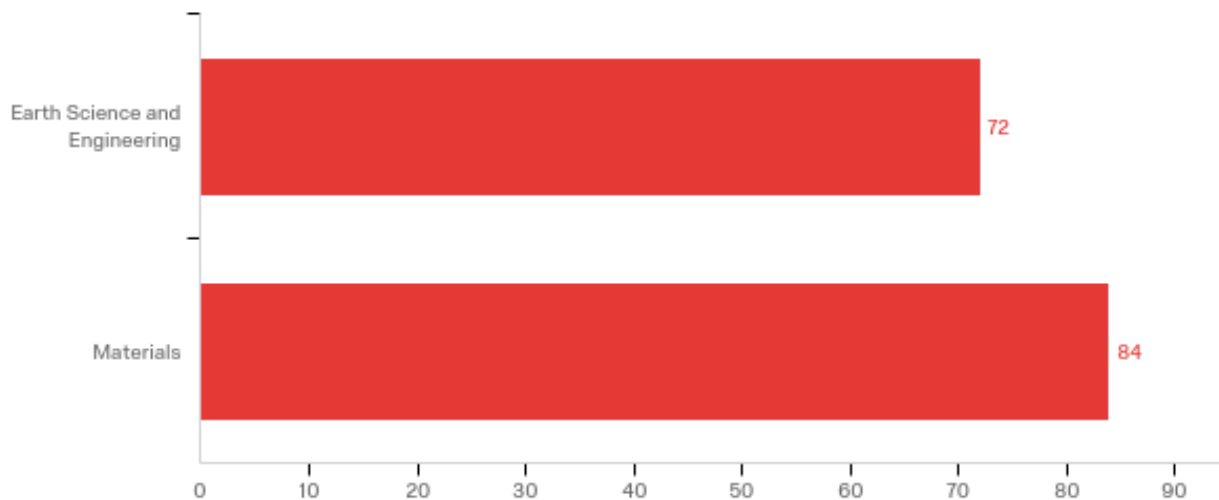
Communication about the RSM and events is another area for improvement. Email is the preferred method of communication for most students, and this can be quite easily implemented. The table structure at Freshers’ Fair is something else to be reviewed.

In conclusion, events are run well, with most students recommending them over other events. In 2015, 18% of Materials students and 8% of ESE students did not recommend RSM events over college events, however in 2016 this was 13% for both Materials and ESE students. Together with the events of the ratings of the results, it seems there is little division between the opinions from each subject for this years’ cohort, however lower Materials turnout persists.

# 5 Appendix

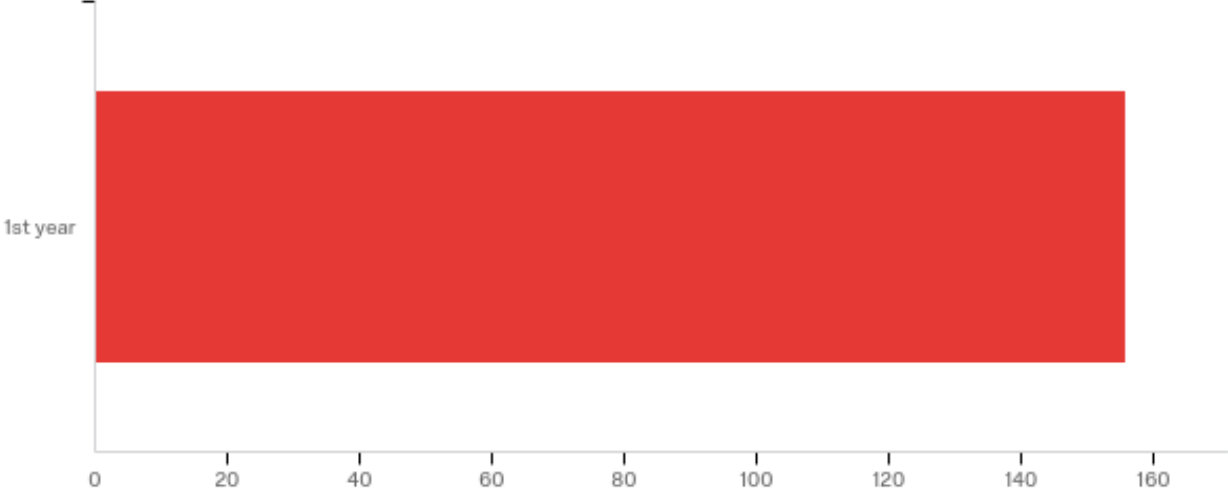
Full data set of all questions

## Q1 - What department are you in?



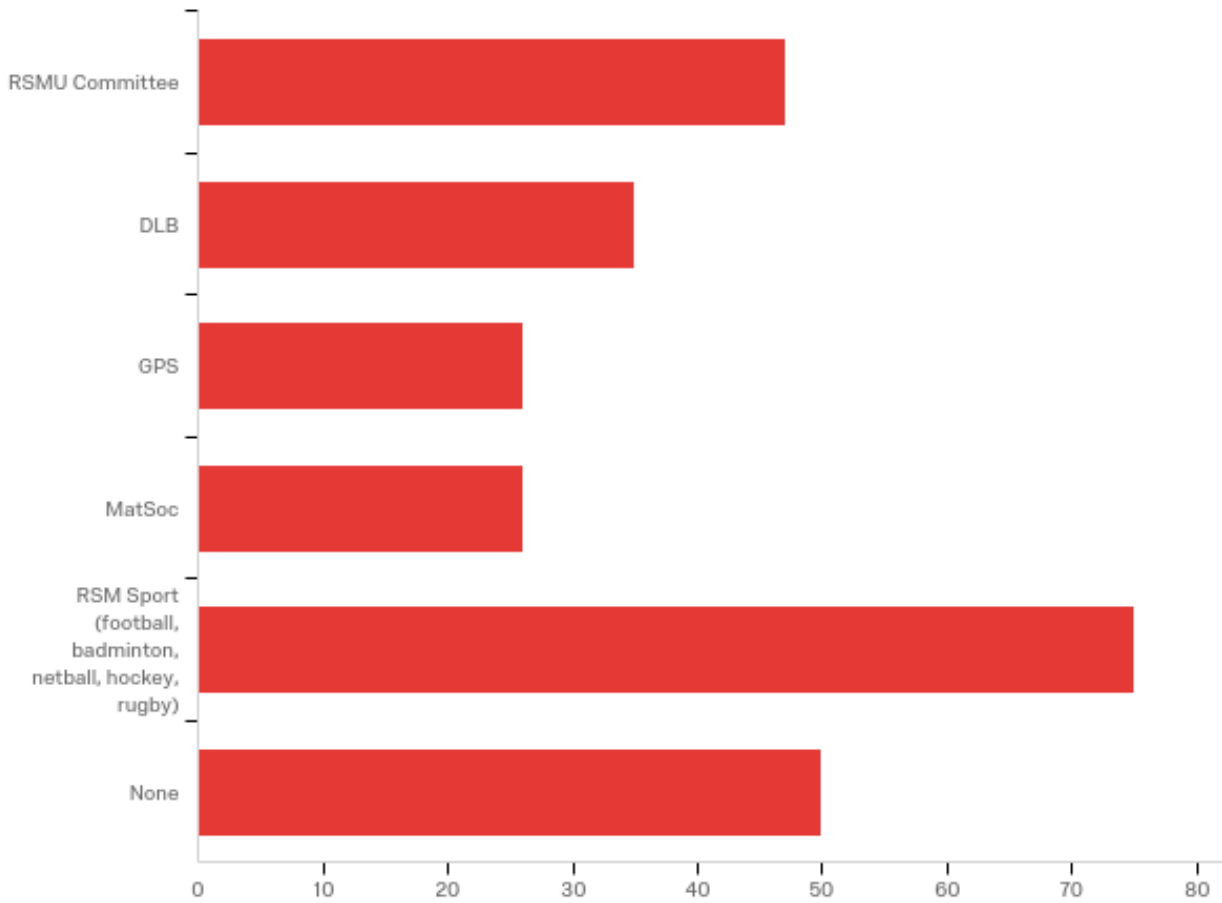
#	Answer	%	Count
1	Earth Science and Engineering	46.15%	72
2	Materials	53.85%	84
	Total	100%	156

Q2 - What year group are you in?



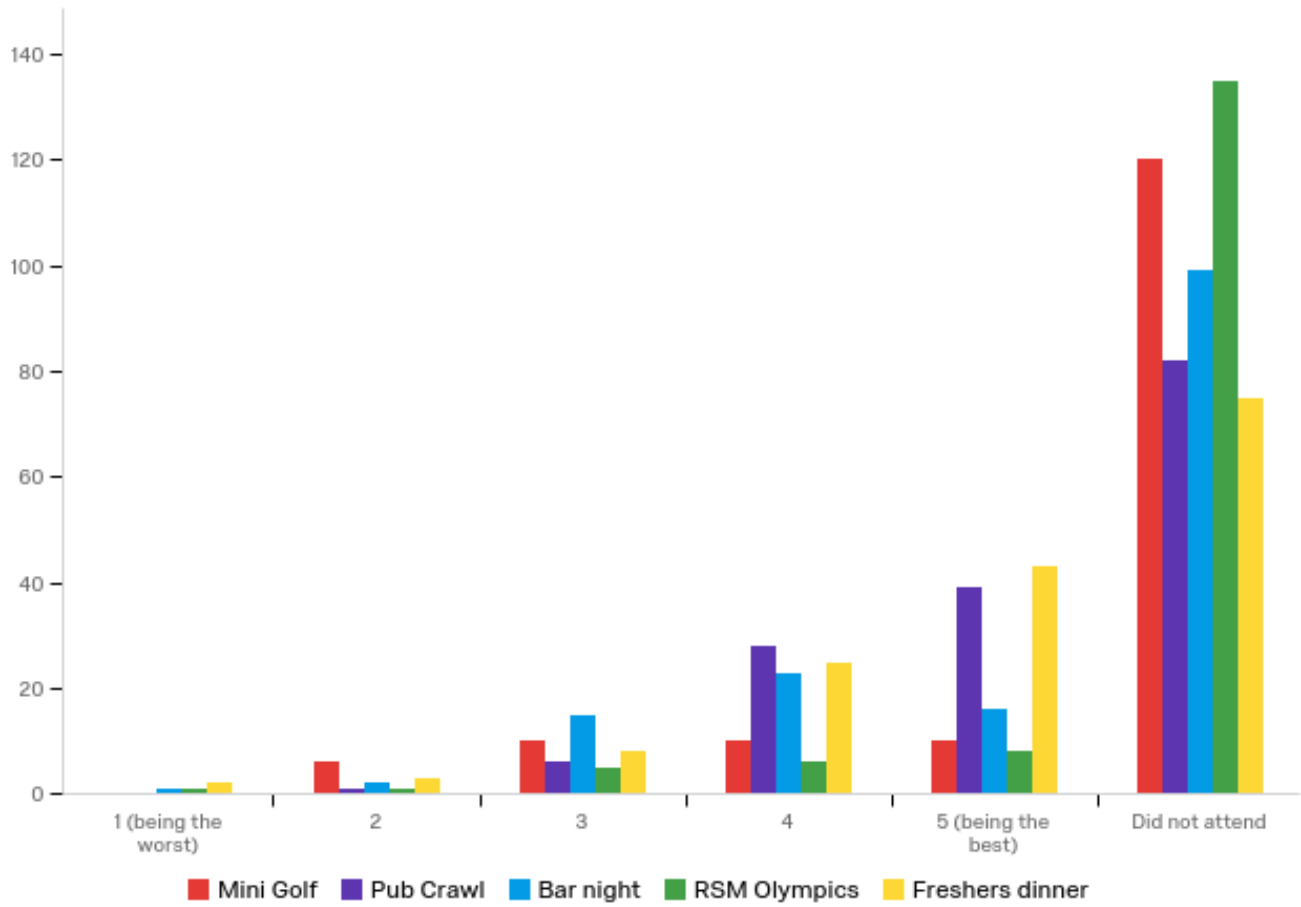
#	Answer	%	Count
1	1st year	100.00%	156
	Total	100%	156

### Q3 - Which tables did you visit at freshers fair?

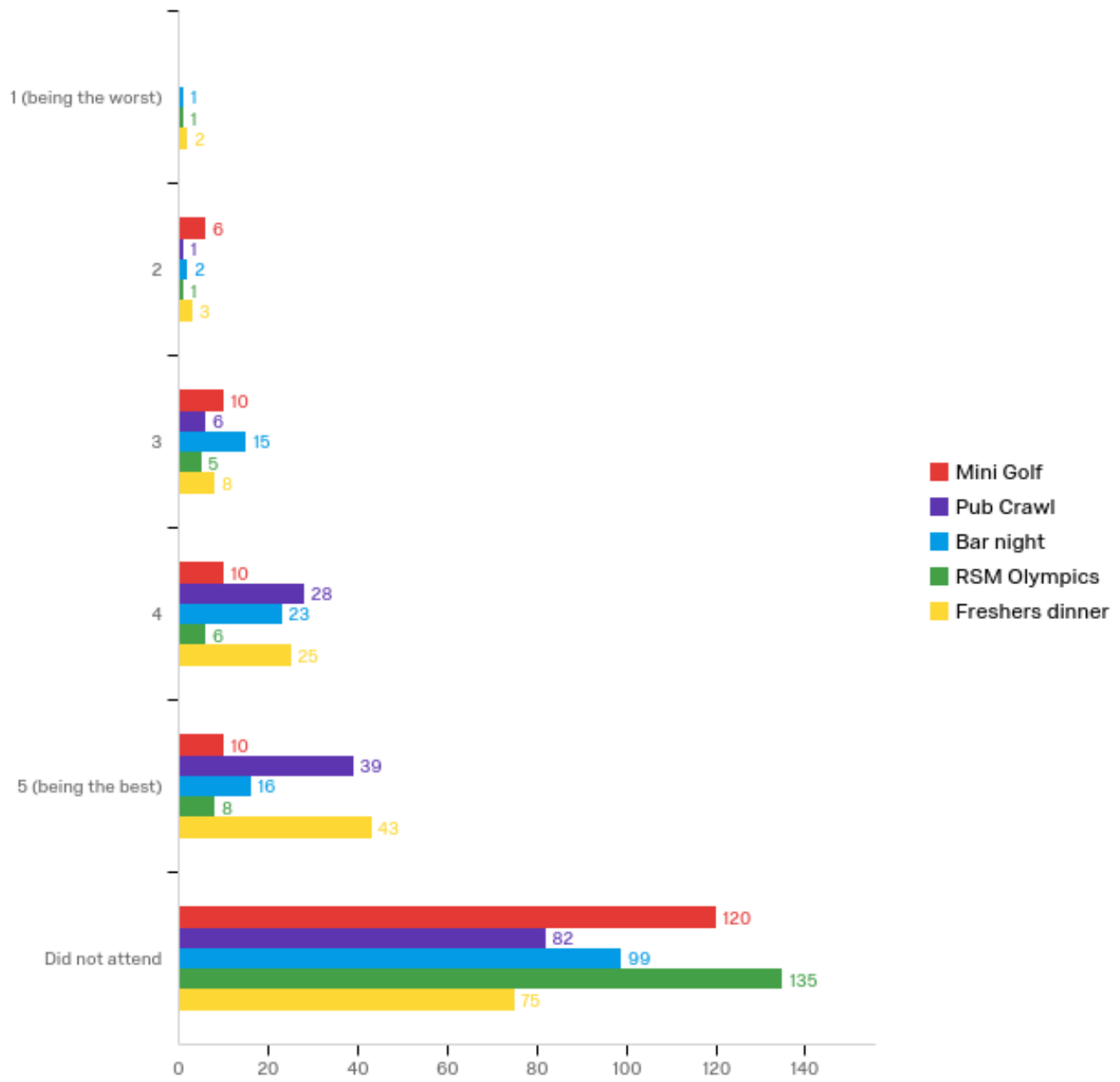


#	Answer	%	Count
1	RSMU Committee	30.13%	47
2	DLB	22.44%	35
3	GPS	16.67%	26
4	MatSoc	16.67%	26
5	RSM Sport (football, badminton, netball, hockey, rugby)	48.08%	75
6	None	32.05%	50
	Total	100%	156

**Q4 - Which events did you attend during freshers fortnight? Please rate the events you did attend out of 5.**



#	Question	1 (being the worst)	2	3	4	5 (being the best)	Did not attend	Total						
1	Mini Golf	0.00%	0	3.85%	6	6.41%	10	6.41%	10	76.92%	120	156		
2	Pub Crawl	0.00%	0	0.64%	1	3.85%	6	17.95%	28	25.00%	39	52.56%	82	156
3	Bar night	0.64%	1	1.28%	2	9.62%	15	14.74%	23	10.26%	16	63.46%	99	156
4	RSM Olympics	0.64%	1	0.64%	1	3.21%	5	3.85%	6	5.13%	8	86.54%	135	156
5	Freshers dinner	1.28%	2	1.92%	3	5.13%	8	16.03%	25	27.56%	43	48.08%	75	156



## Q5 - For all the events you didn't attend, why did you chose not to?

Other (Please indicate below)

Too tired

forgot money for golf, was at house olympics for olympics

They were at night and I live off-campus

Have not arrived imperial

did not get a ticket (dinner )

Too tired. Needed sleep

Didn't feel like it

ill

Was ill

Its more of the fact that I don't drink and drinking is a large social aspect here

not suitable for me due to religion

Ill

overslept/still drunk

too much alcohol

injured

Sometimes had other plans

Field trip the next day

Other events happening at the same time

Too expensive, too late, dont like socialising

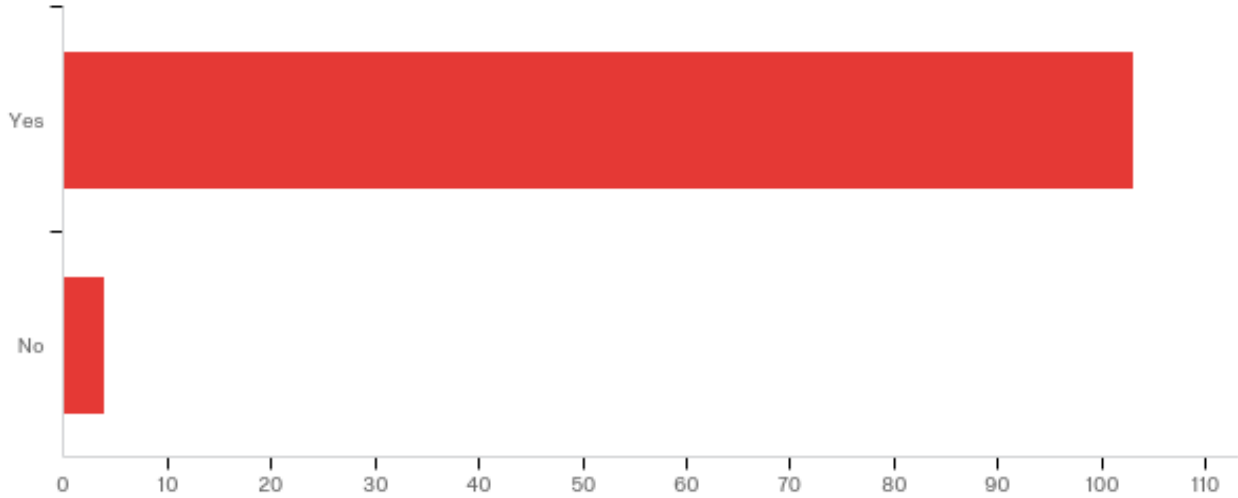
We held on nights when we had a really early start next day

Hungover

Had halls events



**Q6 - Did you feel comfortable attending the events?**

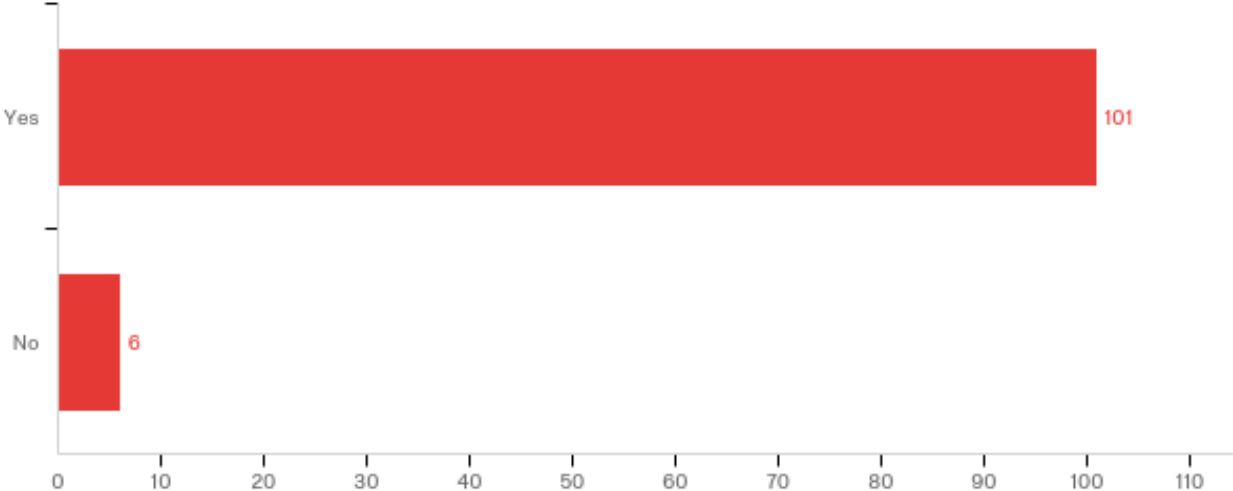


#	Answer	%	Count
1	Yes	96.26%	103
2	No	3.74%	4
	Total	100%	107

**Q7 - Why did you not feel comfortable at the events?**

Other

**Q8 - Did you feel safe attending the RSM events?**



#	Answer	%	Count
1	Yes	94.39%	101
2	No	5.61%	6
	Total	100%	107

## Q9 - Why did you not feel safe?

Why did you not feel safe?

---

My liver was scared.

---

I can't think straight when I'm drunk

---

Very messy

---

I did but pressed the wrong button and I can't go back!

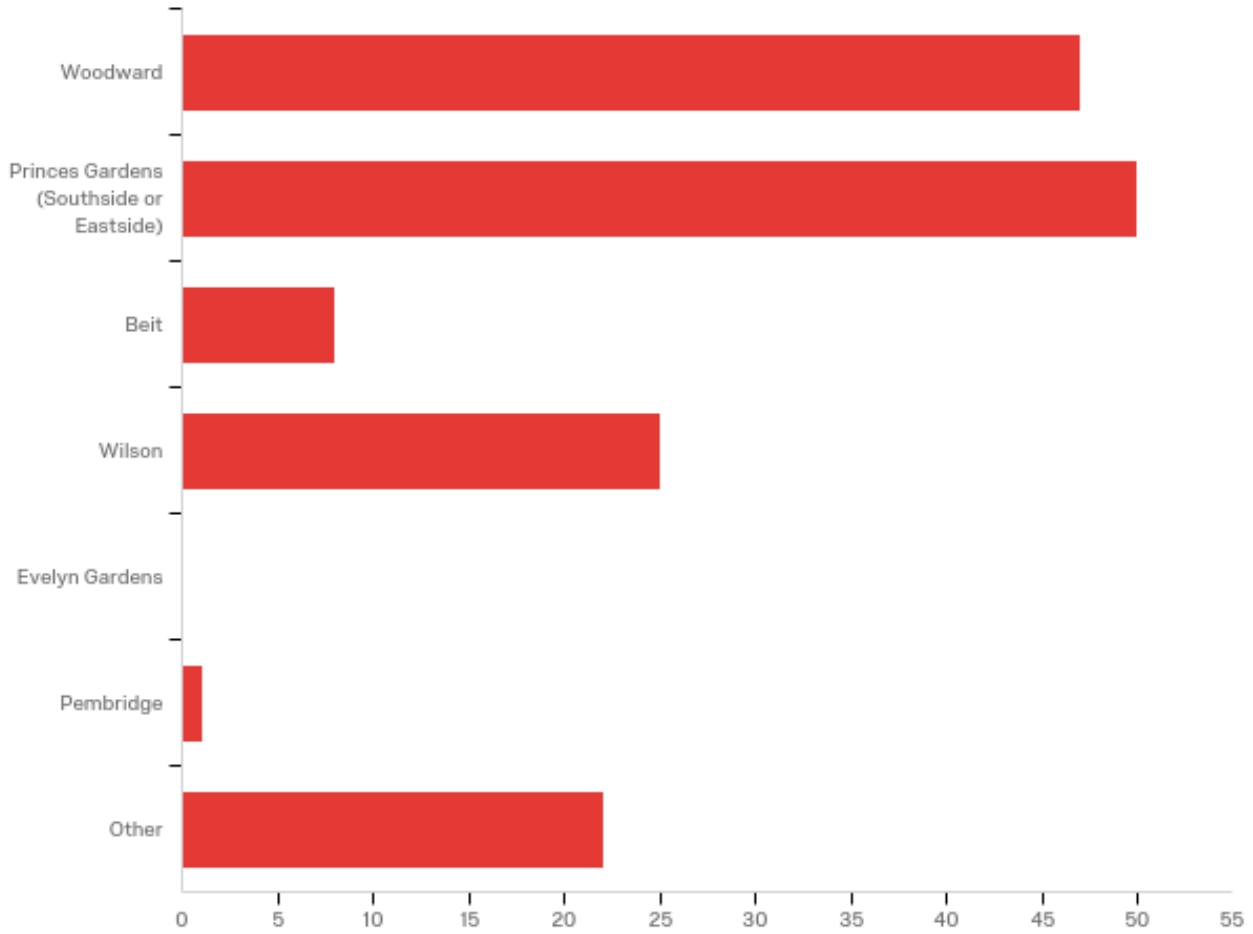
---

Having to commute back home

---

Drinks

### Q10 - What accommodation are you staying in?



### Q10\_7\_TEXT - Other:

Other

Xenia

Xenia

At home

Home

Private accommodation in Bayswater

Private Accommodation

Alban Hall

Xenia

home

Barking

XENIA

Living at home

Alban hall

At home

private

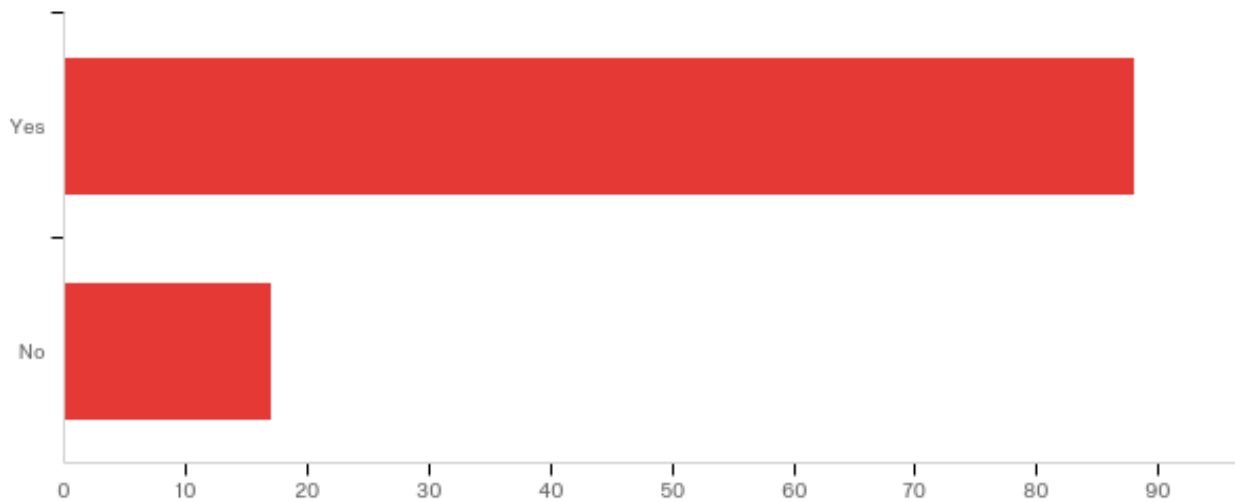
Private accommodation

Alban Hall

Not in halls

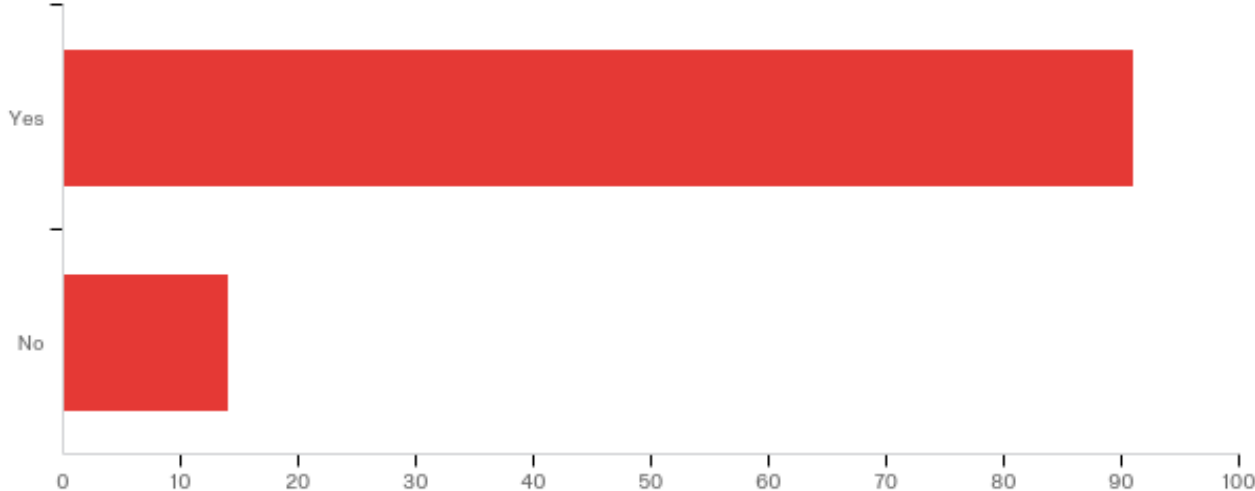
Private House in Queensway

### Q11 - Did you feel happy travelling to and from the events and your accommodation?



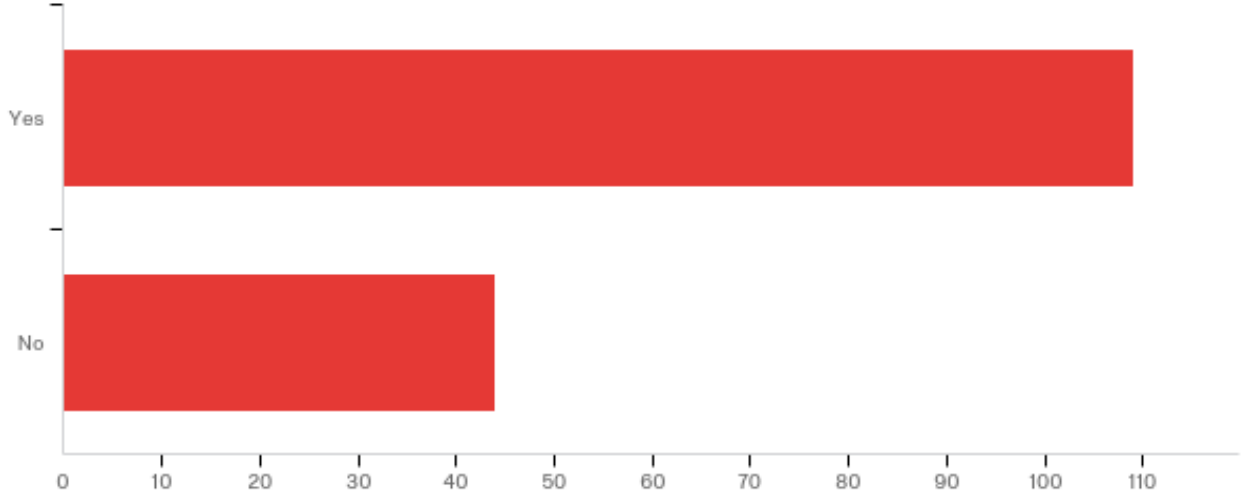
#	Answer	%	Count
1	Yes	83.81%	88
2	No	16.19%	17
	Total	100%	105

**Q12 - In hindsight would you recommend RSM events over other Imperial College events?**



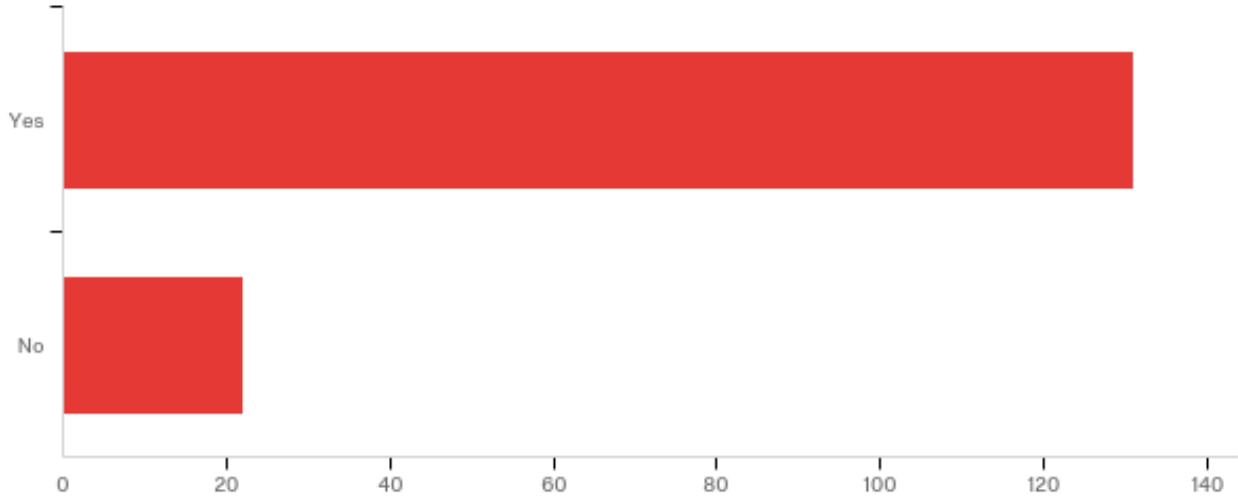
#	Answer	%	Count
1	Yes	86.67%	91
2	No	13.33%	14
	Total	100%	105

**Q13 - Did you feel you had enough information about the RSM and the events prior to freshers fortnight?**



#	Answer	%	Count
1	Yes	71.24%	109
2	No	28.76%	44
	Total	100%	153

**Q14 - Are you part of the RSMU freshers 16/17 facebook page?**



#	Answer	%	Count
1	Yes	85.62%	131
2	No	14.38%	22
	Total	100%	153



## Q15 - What is your preferred form of communication?

What is your preferred form of communication?

Email

any

Email

email or facebook

Email

Facebook

mail

email

Email

Text message

Facebook

Email

Facebook

Email

Email

Facebook

Through the facebook page

facebook

Dinner

Email and/or facebook

Facebook / email

None

Email

Facebook messenger, Whatsapp or similar.

Email

Facebook

Facebook

Email

Facebook

Facebook

Email.

The Facebook page

Email

email and facebook

Email

Email

Facebook

Email

Facebook, but email is useful too

Email

e-mail

Facebook

facebook

Email

Email

Email

Email

Facebook or email

Email

Dinner

Email

facebook

facebook

Email

E-mail

Email

Fb

email

---

Emails

---

email

---

Email

---

Facebook

---

Email

---

Facebook

---

Whatsapp Facebook Messenger

---

Email

---

Email

---

Fb.

---

Email

---

Email

---

Email

---

Email

---

Email/ facebook

---

Email

---

Email

---

Facebook

---

Email/text

---

Email

---

Email

---

Email/text

---

By email

---

Text, e-mail

---

Facebook

---

Facebook and email

---

facebook, email

---

Email

---

email

Facebook/Email

---

E-mail

---

Facebook

---

Email

---

Facebook

---

Facebook

---

Facebook/E-mail

---

Email

---

email/facebook

---

Email/Facebook

---

Facebook

---

E-Mail

---

Email

---

Email

---

Email

---

Email

---

Email

---

email

---

Facebook

---

Email

---

Twitter/Facebook

---

Email

---

Facebook

---

Email

---

Face book

---

Email

---

facebook, email

---

Email or Facebook

---

Social media, emails

---

Email

Facebook

---

Email

---

E-Mail / Instant messaging (Skype / Facebook etc)

---

Facebook

## Q16 - Any other comments about freshers fortnight?

Any other comments about freshers fortnight?

---

No

---

nothx

---

The phrase "fortnight" was misleading as it implied last week was going to be similar to the first week, which led people like me to underestimate the workload and I am now in catch-up from last week

---

Good

---

Na

---

N/a

---

Why didn't I have a mum

---

less work more play

---

No

---

No

---

Cool

---

More events after Fresher's Fortnight

---

I'm sure it was really helpful, I just wasn't able to attend most events due to where I live

---

RSM dinner should be less convoluted and dinner should be served sooner

---

Events were little too expensive

---

None

---

-

---

-

---

Very good

---

no

---

Wasn't enough room in the union bar on the bar night

---

Enjoyable experience

I would like more events that don't depend on alcohol.

---

Some nights were even to good to remember

---

Personally would have benefitted if information about events were communicated a lot more clearly (most freshers found out about event via word of mouth). I bigger variety in events (not just drinking alcohol half the time).

---

Really good events. Freshers dinner was quite expensive though compared to all the other things that happened! The mums and dads scheme helped in enjoying the freshers events to get to know more than just your year.

---

With regards to the events I would choose, it really depends on if I'm interested

---

Had an awesome time - events were really fun and well organised

---

Fantastic

---

<3

---

N/A

---

All older years, especially the committee were friendly and welcoming, mums & dads scheme worked really well!

---

Really good, felt very welcomed to Imperial and RSM

---

Keep up the good work!

---

Too much events during the week/day before lectures

---

not much consideration for people living in Woodward - event started early giving v very little time to get ready. forwarding of the price would have been good for golf and dinner

---

Lots of activities mainly alcohol based...

---

Really good fun, keep doing it

---

Some of the jokes and chants on freshers dinner and bar night was confusing to me as I didn't know any of them

---

No

---

Really enjoyed it

---

Make it free

---

Freshers dinner was not as interesting as I thought. It was mainly an event for third years / seniors, as 60% of the time they were telling inside jokes that freshers visibly did not understand (at least through my observation and through discussion with some other freshers). If the fresher's were more included it would have been a better event.